

SX

Autoclaves SX series

[SX-300E] [SX-500E] [SX-700E]



Research Use Only

Specifications

Model name	SX-300E	SX-500E	SX-700E	
Operating temperature range	Sterilizing	105~135°C (0.019~0.212MPa)		
	Heating	45~104°C (0~0.015MPa)		
	Warming	45~95°C		
Maximum operating pressure	0.263MPa		0.25MPa	
Temperature	Display	Digital		
Pressure gauge	Display	Analog		
	Display range	0~0.4MPa		
Heat source	1.5 kW electric heater	2.0 kW electric heater	3.0kW electric heater	
Safety device	·Blank heating prevention ·Leakage breaker ·Lid interlock ·Over-heating prevention ·Over-pressure prevention ·Temperature sensor break detection ·Safety valve			
Protection type against electrical shock	Class I equipment			
Time	Display	Digital		
	Display range	Sterilizing	1~99hours, 1~999min. (0:01~9:59, 10~99changeable)	
		Heating		
Warming	1~99hours, 4hours (changeable)			
Pressure chamber type	PED Category Ⅲ			
Chamber dimensions	φ325×553mm	φ325×733mm	φ370×774mm	
Chamber capacity	Effective internal volume: 36 L, Internal volume: 44 L	Effective internal volume: 50 L, Internal volume: 58 L	Effective internal volume: 69 L, Internal volume: 79 L	
Chamber material	SUS304			
Dimensions (mm)	410W,477D,790H (Protruding: 574 D)	410W,477D,970H (Protruding: 574 D)	470W,528D,1003H (Protruding: 625 D)	
Weight	50kg	60kg	72kg	
Rated voltage	230V AC			
Power input	7A	9A	13A	
Required power supply	Single-phase 230 V AC (50/60 Hz) 10 A or more	Single-phase 230 V AC (50/60 Hz) 15A or more	Single-phase 230 V AC (50/60 Hz) 15A or more	
Power consumption (calorific power)	1.5kW	2.0kW	3.0kW	
Accessories	Stainless baskets (φ300×182 mm) — 1	Stainless baskets (φ300×182 mm) — 2	Stainless baskets (φ345×181mm) — 2	
	Caster stopper — 4, Slatted Bottom Plate — 1, Operator's Manual — 1, Clear Plastic Accessory Case — 1, Attachment Screw for Clear Plastic Accessory Case — 1, Inspection Sheet — 1, Warranty card — 1, Customer card — 1,			

●Please refer to the [EC Declaration of Conformity] for detailed standard application.

Accessories



Stainless Basket

The entire basket is made of punched metal and is designed for easy penetration of steam.



Stainless Bucket

Bucket without holes to prevent leakage of liquid from articles being sterilized.



Stainless Long Basket

Optimal for sterilizing the sterilizing bag. The structure of the lower section is without holes.



Stand for Testing Durham's Tubes

Convenient for sterilizing test tubes containing culture media. Can be used as a stand independently.



Sterilizing Bag

Sterilizing bags fit to the vessel dimensions of each model are available.

Sales Office:

TOMY DIGITAL BIOLOGY CO., LTD.

"EDGE" Building
2-9-1 Ikenohata, Taito-ku, Tokyo 110-0008, Japan
e-mail : info@digital-biology.co.jp
URL : http://www.digital-biology.co.jp
phone : +81-3-5834-0810 fax : +81-3-5834-1888

Financial Department

3-14-17 Tagara, Nerima-ku, Tokyo 179-0073, Japan

Manufacturer:

TOMY KOGYO CO., LTD.

3-14-17 Tagara, Nerima-ku, Tokyo 179-0073, Japan

TOMY TECH U.S.A., INC.

40479 Encyclopedia Circle, Fremont, California 94538, U.S.A.
e-mail : info@tomytech.com
URL : http://www.tomytech.com
phone : 510-440-1976 fax : 510-440-1975
Toll-Free US & Canada : 800-545-TOMY

TOMY SEIKO CO., LTD.

All TOMY products have a limited one-year warranty.
Specifications are subject to change according to product advancement.
Tomy and Digital Biology is registered trademark of Tomy Seiko Co., Ltd.
and Tomy Digital Biology Co., Ltd. Copyright 2002,
Tomy Seiko and its subsidiaries. Printed in Japan.

0616AN5K(B)

SPEEDY AUTOCLAVES SX SERIES



SX

Autoclaves SX series

[SX-300E] [SX-500E] [SX-700E]



[SX-300E]

[SX-500E]

[SX-700E]

NEW!

Easy operation using the "Top-open lid"



A top-open lid, which can be operated easily with a single hand or foot, is provided with the SX autoclaves. To open the lid, the lid lock is released by stepping on the foot pedal located at the bottom while pressing the lid down. The lid can be opened with minimal effort owing to mechanical assistance. In addition, the lid can be closed easily just by pressing it down.



Maximized chamber capacity at Minimum installation space

SPEEDY AUTOCLAVES

Saving the installation space

The main body is very compact owing to the design which provides thorough installation space saving. In addition, installation space at the side of the main body which is required for models employing a slide-open lid, which is not necessary at SX autoclaves top-open lid. Even when several SX autoclaves are installed side-by-side, the necessary installation space is minimized.

Cooling fan provided as a standard feature

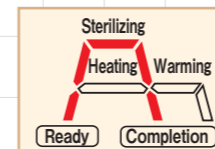
A rapid air-cooling function (vessel-cooling fan) permitting reduction of chamber cool down time is provided as a standard feature. This is most appropriate for lowering the temperature rapidly on completion of the cycle. The time required for lower the temperature is much reduced by employment of the cooling fan in comparison with natural cooling.

Sterilizing course selection

The optimal sterilizing course can be selected from among five courses, such as the liquid sterilizing course in addition to that for normal sterilization.

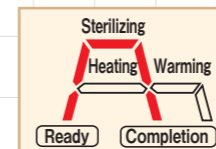


Liquid sterilizing course



This is most appropriate course setting for prevention of sudden sample boiling

Sterilizing course



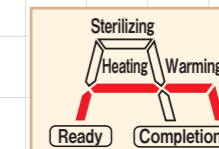
Course for normal sterilization

Sterilizing-warming course



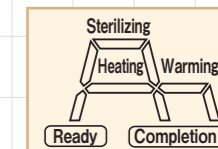
Prevents culture media from coagulating after sterilization.

Heating-warming course



Extremely convenient for dissolving culture media and warming

Memory recall



Preferred operating conditions can be recalled up easily.

Easily viewable "work monitor"

The LED display shows working status for easy monitoring. The process being performed is indicated by an LED indication lamp blinking in red.



The illuminated display on the operating panel shown in the picture is different from the actual display at the time of operation.

Large indication lamp "Operated"

An easily viewable large indication "Operated" is provided at the upper section of the operating panel. Depending on the pressure status (normal pressure/pressure is applied), the displayed color changes.

Auto-variable exhaust speed

A function allowing the exhaust valve to open automatically after completion of sterilization is provided. The exhaust speed can be set to one of six levels (set to variable for liquid sterilization).

Timer function

The operation starting time can be preset easily. By presetting the start of operation, otherwise wasted periods at night or early morning, can be used effectively.

Lid interlock

A safety device (lid interlock mechanism) for locking the lid during operation is provided. A high level of safety is assured to prevent unanticipated accidents.

OPTION

External sensor for the articles to be sterilized

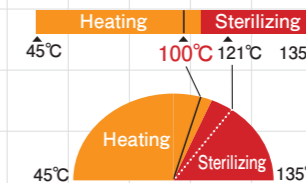
Sensor for directly detecting the temperature of articles to be sterilized. More reliable sterilization monitor can be carried out.

Data output

The temperature data, pressure data, etc. can be exported. The temperature can be recorded when the external recorder is connected.

Setting to 100 °C is possible.

Variable temperature setting such as to 100 °C as well as to 121 °C has been made possible. The temperature can be set within the range from 45 °C to 135 °C in steps of one degree (heating mode up to 104 °C).



Pressure fine adjustment function

When the balance between the temperature and pressure deviates during sterilization, fine exhausting is carried out automatically in order to adjust the best chamber condition.

Water level detector

A safety device (water level detector) for preventing dry heating is provided. The device is designed to detect the water level through the micro electrolytes of the sterilizing water.

Functions & Features

- Liquid sterilizing
- Heating
- Warming
- Check
- Last-run memory
- Built-in steam exhaust bottle
- Flat internal surface of the chamber
- Lid opening/closing detection mechanism
- Exhaust bottle detection mechanism
- Leakage breaker provided